



ClassiflCO

Scam or not?

Sun, Feb 4, 2018

Can we identify ICOs which has high/low ROI?

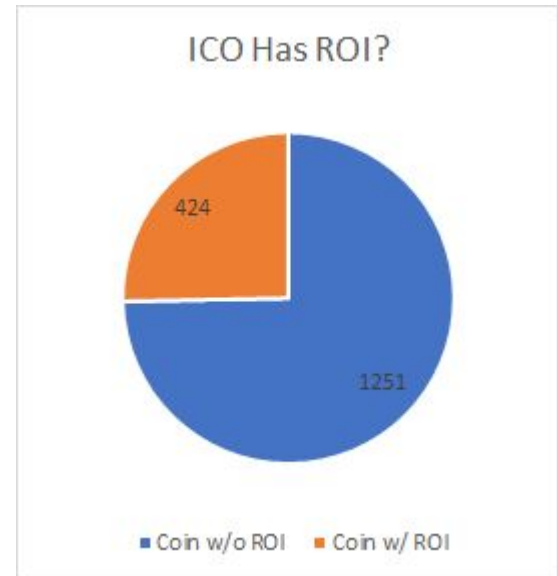
Obtain JSON file from ICObench.com
ICO_Bench gives id to each coin

Assume 1 id = 1 coin, i.e. no coin has > 1 id

Total unique id = 1675

1st filter: Has ROI (?%)

- Id with exchange = 434
- Id with exchange & ROI = 424 = 25%



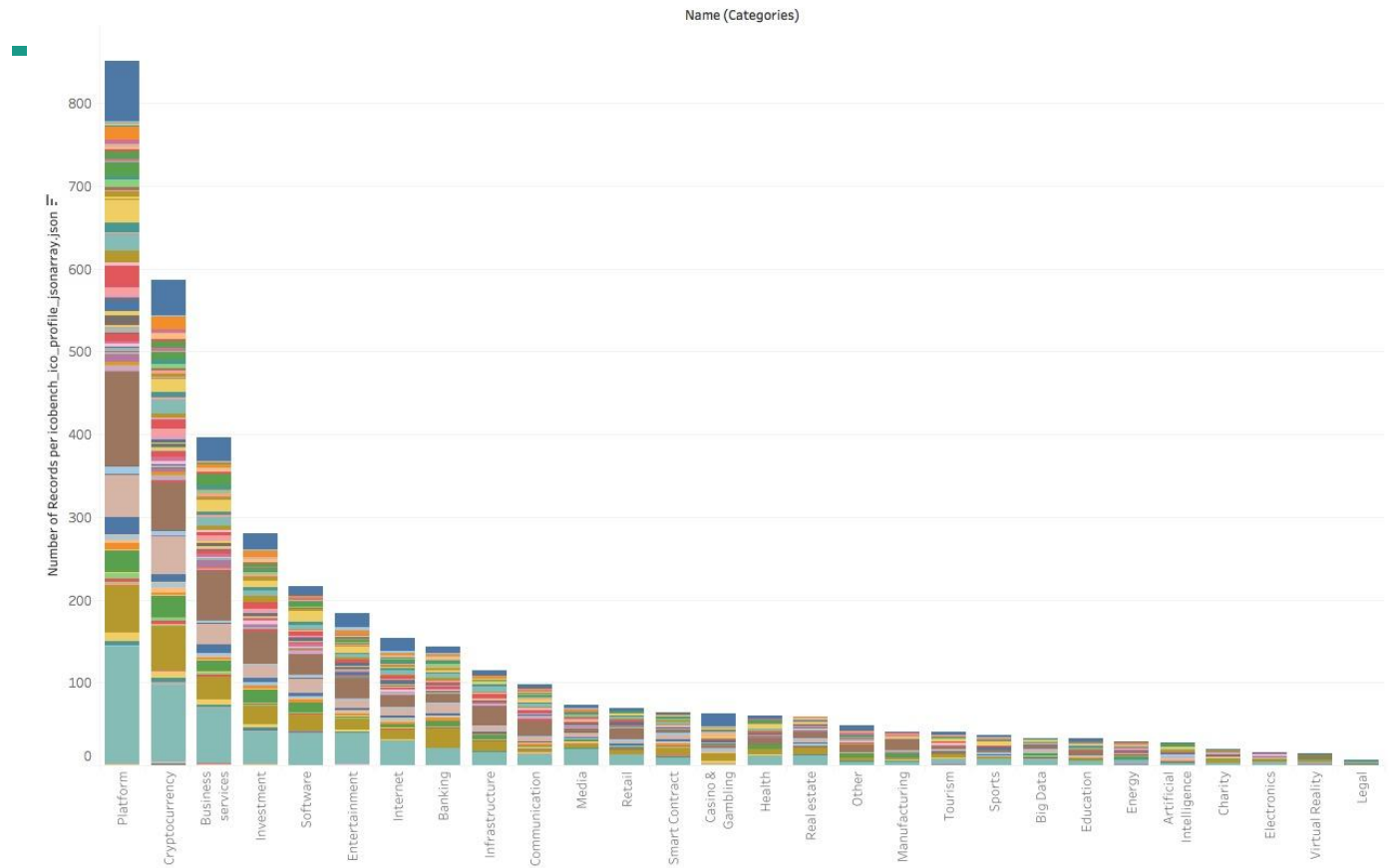
Average ROI

```
In [162]: df_export['roi_avg'].describe()
```

```
Out[162]: count      4.340000e+02  
          mean      1.529984e+04  
          std       2.086845e+05  
          min      -1.000000e+02  
          25%       0.000000e+00  
          50%       0.000000e+00  
          75%       0.000000e+00  
          max       4.234982e+06  
          Name: roi_avg, dtype: float64
```

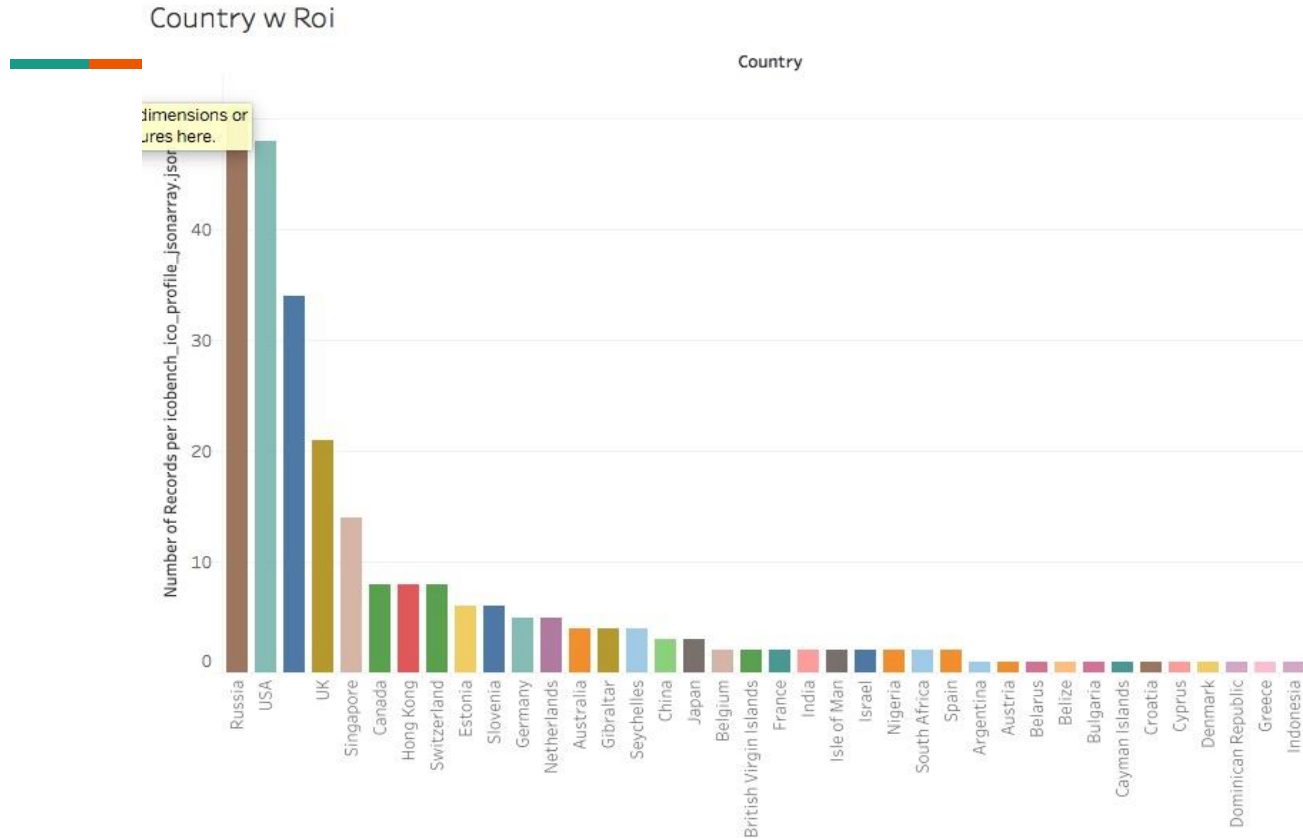
ICOs by Categories and Countries

Categories



- Country
- Afghanistan
 - Andorra
 - Argentina
 - Armenia
 - Australia
 - Austria
 - Belarus
 - Belgium
 - Belize
 - Brazil
 - British Virgin Isla..
 - Bulgaria
 - Cambodia
 - Canada
 - Cayman Islands
 - Chile
 - China
 - Colombia
 - Costa Rica
 - Croatia
 - Curacao
 - Cyprus
 - Czech Republic
 - Denmark
 - Dominican Republ..
 - Dubai
 - Estonia
 - Finland
 - France
 - Georgia
 - Germany
 - Gibraltar
 - Greece
 - Guatemala
 - Guinea-Bissau
 - Hong Kong
 - Hungary
 - Indonesia
 - Ireland

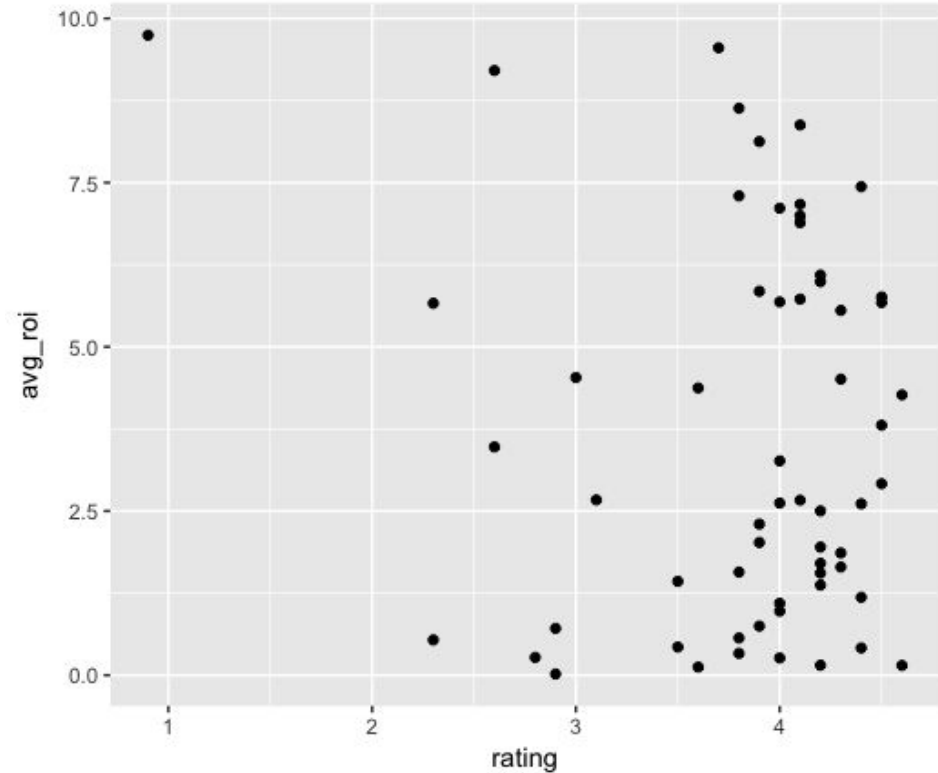
ICOs w/ ROI by Countries



Correlations rating / value / category



The answer is no



Next Step...



Further investigation on ROI vs:

Categories (e.g. Platform, Entertainment)

- does certain category have higher ROI?
- if a coin belongs to more categories, does it affect its ROI?

Finance:

- Softcap (minimum =raised by ICO)
- Hardcap (maximum raised by ICO)

NLP on whitepaper

Team members:

- LinkedIn profile